

Supported by The Royal Air Force (RAF)

## Air Activities Staged Activity Badge

Select a stage:  1  2  3  4  5  6




## Activity: Simple Paper Plane


### You will need

1 sheet A4 paper


### Instructions




1. Fold the paper in half.



2. Unfold and then fold the corners into the center line.



3. Fold the top edges to the center.



4. Fold the plane in half.



5. Fold the wings down to meet the bottom edge of the planes body.

You can decorate your plane once it is made.

How far can your plane go?

Challenge your family to see who can make the best paper plane?

### Risk Assessment

Who is at risk?	Beavers
What are the risks?	No perceived risks
How can the risks be minimized?	N/A